



Employment Trends and Workforce Analysts Helping Bridge the Information “Gap” Between Businesses and Education



- * **Employment Trends**

- * Jobs recovery following the Great Recession
- * Where are the jobs? Where do we need workers? What occupations are “hot”?
- * Youth in the workforce

- * **OR Employment Department staff:
Workforce Analysts**

- * Who are they?
- * How can they help you?



Employment finally passed pre-recession levels.

Oregon Employment

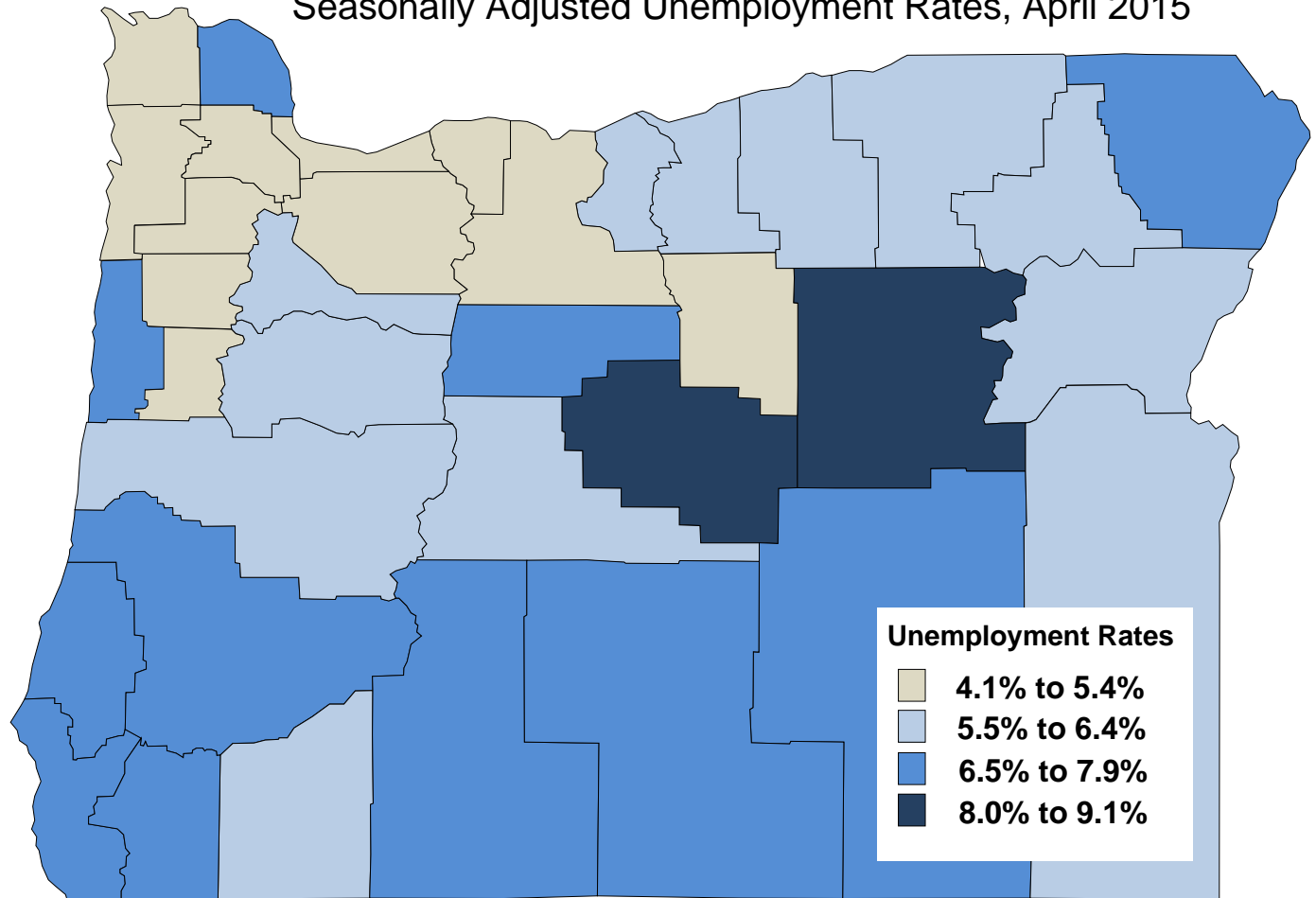


Unemployment rates falling.

Higher Rates in Southern and Central Oregon Counties Seasonally Adjusted Unemployment Rates, April 2015

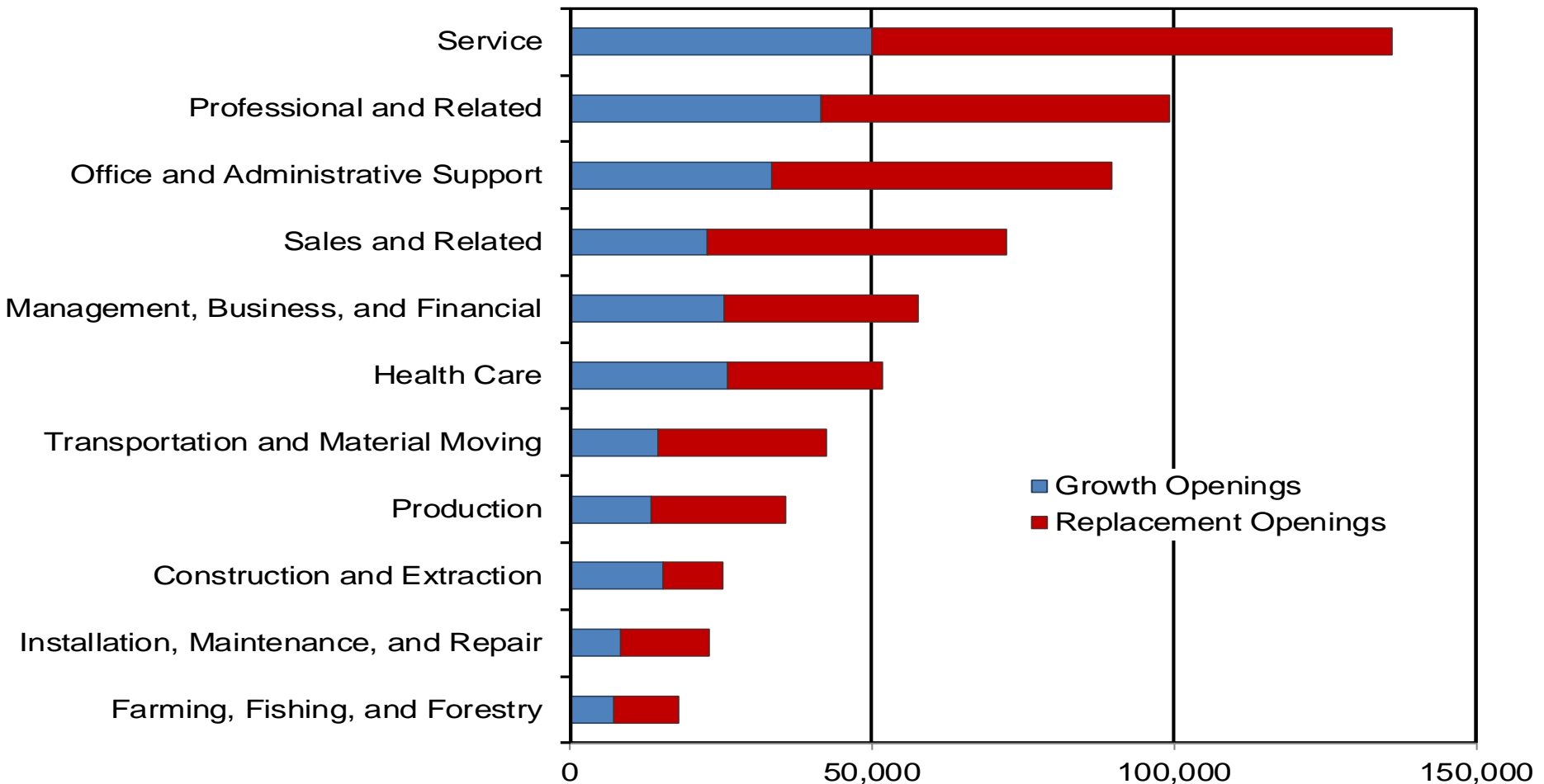
Lowest in Benton
County (4.1%)

Highest in Grant
County (9.1%).



Widespread job growth across major occupational sectors is expected in the next decade.

Total number of job openings needing new workers 2012-2022



Individual occupations adding the most jobs in Oregon from 2012-2022...

	Total Openings
Retail Salespersons	26,261
Combined Food Prep and Serving, Inc. Fast Food	20,084
Waiters and Waitresses	18,287
Cashiers	17,088
Registered Nurses	10,907
Office Clerks, General	10,394
Laborers and Freight, Stock, and Material Movers, Hand	10,116
Customer Service Representatives	10,049
Farmworkers and Laborers for Crops, Nurseries, and Greenhouses	9,881
Janitors and Cleaners, Except Maids and Housekeeping Cleaners	9,019
General and Operations Managers	7,496
Counter Attendants, Cafeteria, Food Concession, and Coffee Shop	7,317
Truck Drivers, Heavy and Tractor-Trailer	6,883
Bookkeeping, Accounting, and Auditing Clerks	6,645
Secretaries and Administrative Assistants	6,399

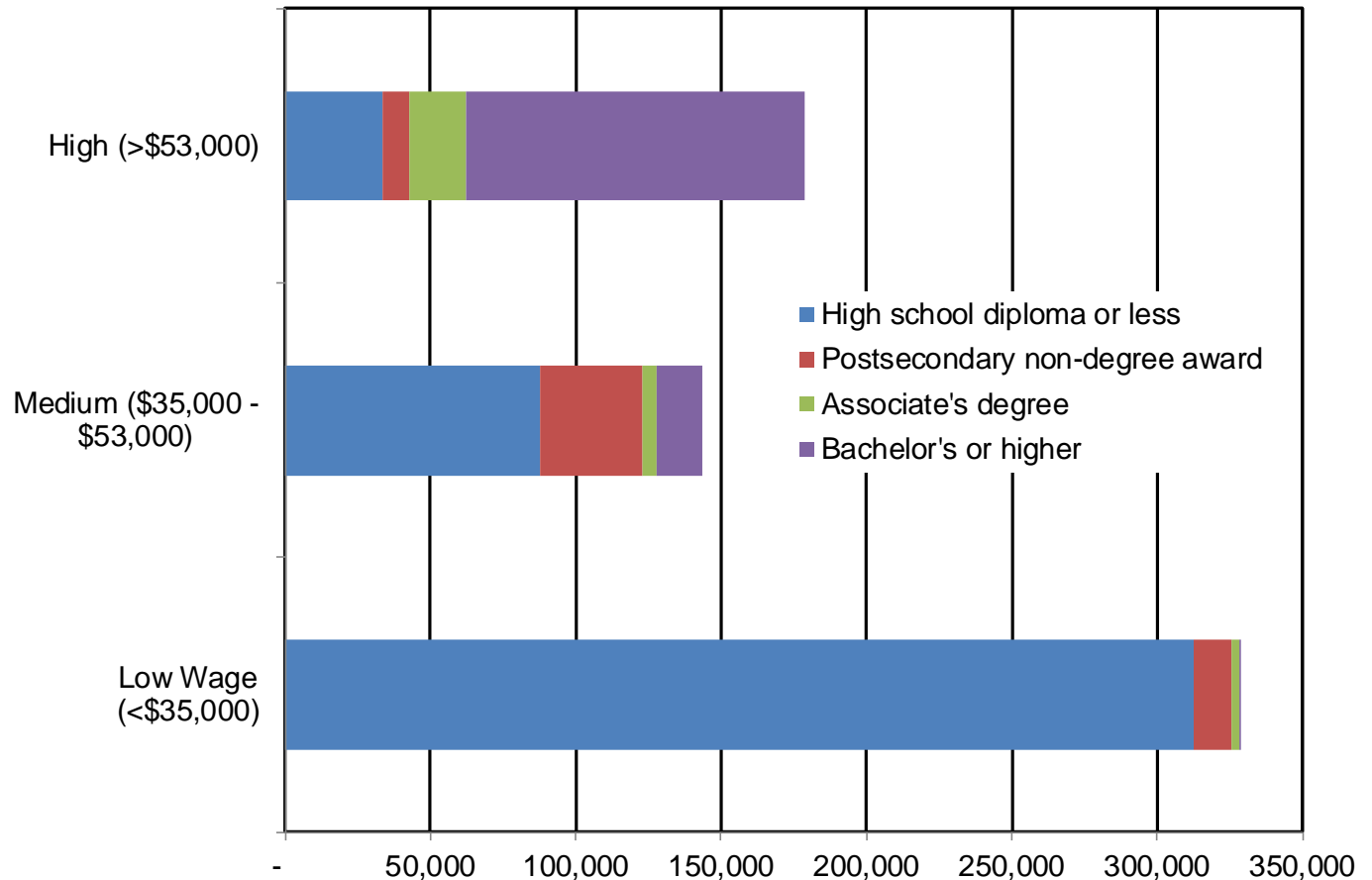
Filtered list – occupations that typically require some postsecondary ed.

	Total Openings 2012-2022
Registered Nurses	10,907
General and Operations Managers	7,496
Truck Drivers, Heavy and Tractor-Trailer	6,883
Bookkeeping, Accounting, and Auditing Clerks	6,645
Postsecondary Teachers, Except Graduate Teaching Assistants	5,827
Accountants and Auditors	5,418
Nursing Assistants	5,338
Elementary School Teachers, Except Special Education	4,681
Secondary School Teachers, Except Special and Career/Technical Education	4,231
Business Operations Specialists, All Other	3,918
Physicians and Surgeons	3,726
Medical Assistants	3,520
Education, Training, and Library Workers, All Other	3,143
Computer User Support Specialists	3,090
Software Developers, Applications	3,017
Preschool Teachers, Except Special Education	2,513
Managers, All Other	2,347
Middle School Teachers, Except Special and Career/Technical Education	2,282

Many of the projected openings are for medium- and high-wage jobs

**Oregon Occupational Openings
2012-2022 Openings, 2013 Wages**

Jobs that
require higher
levels of
education
generally pay
more



How much do they pay?

	2015	
	Total	Median
	Openings	Wage
Registered Nurses	10,907	\$40.22
General and Operations Managers	7,496	\$38.19
Truck Drivers, Heavy and Tractor-Trailer	6,883	\$18.58
Bookkeeping, Accounting, and Auditing Clerks	6,645	\$17.57
Postsecondary Teachers, Except Graduate Teaching Assistants	5,827	\$53,599
Accountants and Auditors	5,418	\$29.39
Nursing Assistants	5,338	\$13.53
Elementary School Teachers, Except Special Education	4,681	\$57,020
Secondary School Teachers, Except Special and Career/Technical Education	4,231	57613
Business Operations Specialists, All Other	3,918	\$28.46
Physicians and Surgeons	3,726	NA
Medical Assistants	3,520	\$16.49
Education, Training, and Library Workers, All Other	3,143	\$17.84
Computer User Support Specialists	3,090	\$22.25
Software Developers, Applications	3,017	\$42.90
Preschool Teachers, Except Special Education	2,513	\$12.69
Managers, All Other	2,347	\$41.57
Middle School Teachers, Except Special and Career/Technical Education	2,282	\$58,465

www.QualityInfo.org

Click on:

 Jobs and Careers

 Occupation and Wage Information

Report Options ← Occupation Profiles ⌵

Search Occupations:

Matching Occupations (4):

Accountants and Auditors ⌵

Select Area:

Oregon ⌵

Report Options:

Full Report

One-Page Summary Report

Custom Report

Customize Your Report:

Description

Job Openings listed with OED

Job Openings from the Web

Licenses & Certifications

Wage Range

Employment Outlook

Employment Projections

Industries of Employment

Educational Requirements

Skills

Schools & Training Providers

Career Pathways

Occupations w/Similar Skills

← Accountants a... +

Occupation Profiles Report
Accountants and Auditors (132011)

Oregon

Description

Examine, analyze, and interpret accounting records to prepare financial statements, give advice, or audit and evaluate statements prepared by others. Install or advise on systems of recording costs or other financial and budgetary data. Excludes "Tax Examiners and Collectors, and Revenue Agents" (13-2081).

Job Openings Listed with the Oregon Employment Department for Accountants and Auditors

There are 211 current job listings for this occupation.

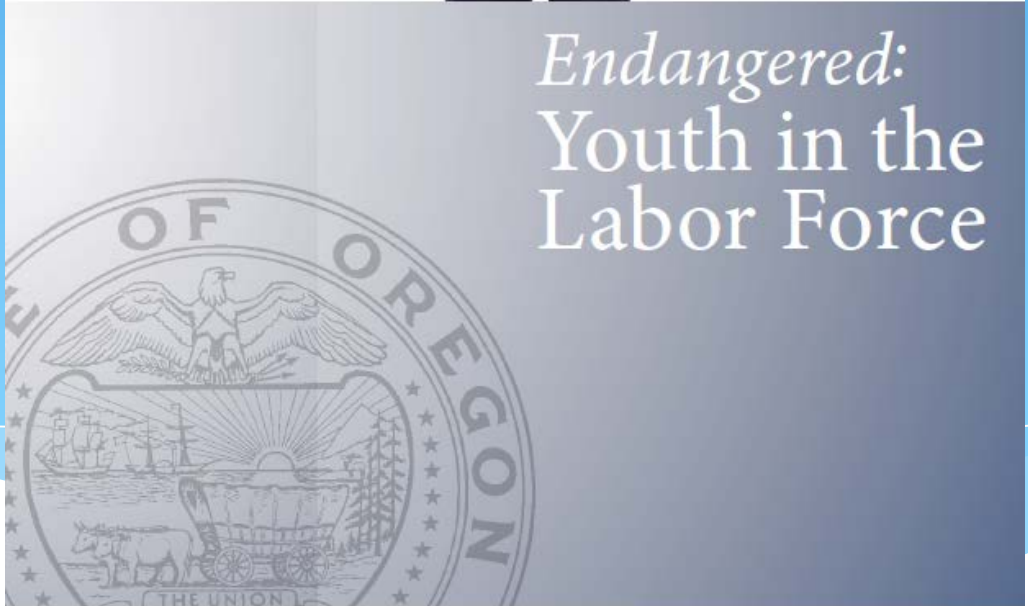
Job Title	Date Posted	Location	Wage Offered
Cost Accountant / Analyst	06/05/2015	Lowell	DOE
Financial & Acctg Analyst Sr Investment Accounting	06/05/2015	Portland	DOE
Staff Accountant	06/05/2015	Medford	
Staff Accountant	06/05/2015	Sandy	
Staff Accountant	06/05/2015	Portland	
Controller	06/05/2015	Portland	
Staff Accountant	06/05/2015	Salem	
Junior Accountant	06/05/2015	Portland	
Financial & Acctg Analyst - Sr (Net Investment Income)	06/05/2015	Portland	
Manager General Ledger Accounting	06/04/2015	Portland	
Statutory Reporting Accountant	06/04/2015	Portland	
Accountant II	06/04/2015	Portland	
Senior Reporting Analyst	06/04/2015	Portland	
Staff Accountant	06/04/2015	Portland	
Costing Analyst	06/04/2015	Beaverton	
Senior Accountant	06/04/2015	Portland	
Senior Accountant	06/04/2015	Milwaukie	
Accountant II - Strong Journal Entries & Reconciliations	06/04/2015	Portland	



*Endangered:
Youth in the
Labor Force*

Available online at
QualityInfo.org/pubs/youth.pdf

Updated: May 23, 2014



Youth: Fewer working, higher unemployment

1. Oregon added tens of thousands of new jobs while recovering from the Great Recession, but recent job growth completely overlooked younger workers. **There were actually fewer workers ages 14 to 21 in 2012 than in 2010.**



2. **Unemployment rates for youth increased drastically during the recession.** The unemployment rate of Oregon teens ages 16 to 19 years was 27.4 percent in 2013, while the rate was 12.5 percent among young adults ages 20 to 24 years.

Youth: job search

3. Youth use fewer job search methods than adults, and they are less likely to use personal networks and public employment agencies in their job search. Increasing the job search methods used by young workers could help them find more employment opportunities.



Youth: less work experience

4. Helping teens find and **be successful in their first work experiences** could improve their long-term labor market outcomes.

- * The share of unemployed young people with no previous work experience nearly doubled during the recession.
- * Many are forgoing early work experience to gain formal education, which could pay off long-term given the college wage premium.



Who are Workforce Analysts?

- * Nine OR Employment Department staff
 - * “Employment Economists”, working half their time with businesses and half with education to assure both have the labor market information they need.

This spring, they worked to connect with:

- * ESD staff
- * District level staff
- * Building level staff
- * Admin, teachers and counselors
- * CTE Regional Coordinators
- * STEM Hubs
- * Local Workforce Investment Board Youth Program staff

How can Workforce Analysts help you?

- * Connections to employers
- * Information to help plan future CTE programs
- * Special requests - examples
 - * Welding instructor may want an overview of welding jobs, where are the jobs, who hires, what do they pay, employer visit to classroom
 - * List of all occupations that relate to the programs at a local community college
- * Presentations to staff on labor market topics
- * We are a free resource

More Information

- * They can answer questions such as:
 - * What careers are available locally, around Oregon, and beyond?
 - * What jobs have bright futures? Where can I connect with businesses to help my students become more aware of the job opportunities in particular fields?
- * They can provide job information
 - * Demand
 - * Wages
 - * High-wage, high-demand jobs
 - * Outlook
 - * STEM career information
 - * QualityInfo.org demonstrations
 - * Career Pathways
- * Research on your local economy
- * Pretty much anything related to jobs

Workforce Analyst	Email address	Work Cell	Counties Covered
Shawna Sykes	Shawna.L.Sykes@oregon.gov	503-396-7355	Clatsop, Columbia, Tillamook, Lincoln, Benton
Christian Kaylor	Christian.R.Kaylor@oregon.gov	503-545-1709	Multnomah and Washington
Jill Cuyler	Jill.C.Cuyler@oregon.gov	503-360-2421	Multnomah and Washington
Lynn Wallis	Lynn.N.Wallis@oregon.gov	971-804-2100	Clackamas
Will Summers	William.A.Summers@oregon.gov	541-223-4954	Linn, Marion, Polk, Yamhill
Kimberly Thompson	Kimberly.R.Thompson@oregon.gov	541-359-9178	Lane
Annette Shelton-Tiderman	Annette.I.Shelton-Tiderman@oregon.gov	541-530-0605	Coos, Curry and Douglas
Ainoura Oussenbec	Ainoura.Oussenbec@oregon.gov	541-414-5325	Jackson, Josephine, Klamath, Lake
Melissa Greenaway	Melissa.Greenaway@oregon.gov	541-306-1645	Crook, Deschutes, Jefferson, Hood River, Wasco, Sherman, Gilliam, Wheeler
Tony Wendel	Tony.A.Wendel@oregon.gov	541-667-7027	Baker, Grant, Harney, Malheur, Union, Wallowa, Morrow, Umatilla

So how can you help students explore careers? Let's explore some tools....

Career and job search information

CAREERS

QualityInfo.org OREGON 2015

```
graph TD; EXPERIENCE --> CAREER; VALUES --> CAREER; GOALS --> CAREER; SKILLS --> CAREER; EDUCATION --> CAREER; INTERESTS --> CAREER;
```

State of Oregon Employment Department

Disponible en Español

How much *EDUCATION* do YOU NEED for the *JOB YOU WANT?*

Occupations In Demand 2014

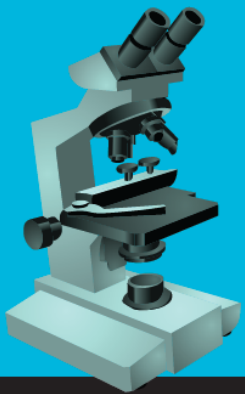
State of Oregon Employment Department

Quality Information • Informed Choices • www.QualityInfo.org

STEM Brochures and Parent Resources

Consider a Career in

Biological SCIENCE




As a Biological Scientist, you'll study living things

Biologists - Animal, Food, or Plant Scientists - Microbiologists
- Zoologists - Wildlife Biologists - Biochemists - Biophysicists

Consider a Career in

Engineering



Engineers design structures, machines, devices, materials, systems, and processes

Aerospace Engineers - Agricultural Engineers - Biomedical Engineers
- Chemical Engineers - Civil Engineers - Electrical Engineers
- Mechanical Engineers - Materials Engineers - Industrial Engineers
- Electronics Engineers - Computer Hardware Engineers

Parent = Future Success Involvement




Are you a parent or the significant adult in a child's life? If so, you are the most influential person in that child's career decisions.

This brochure will help you become an effective career advisor. A Web site, MyChildsFuture.org, provides more information and resources.



Tools For Your Bulletin Board

EDUCATION PAYS



Brenda Turner, Occupational Economist

Oregon Employment Department

Brenda.P.Turner@oregon.gov

(503) 947-1233

Join the conversation:

OregonEmployment.blogspot.com

Twitter @OrEmployment